



# VFD OPERATION CURVE

Three Phase Induction Motor - Squirrel Cage

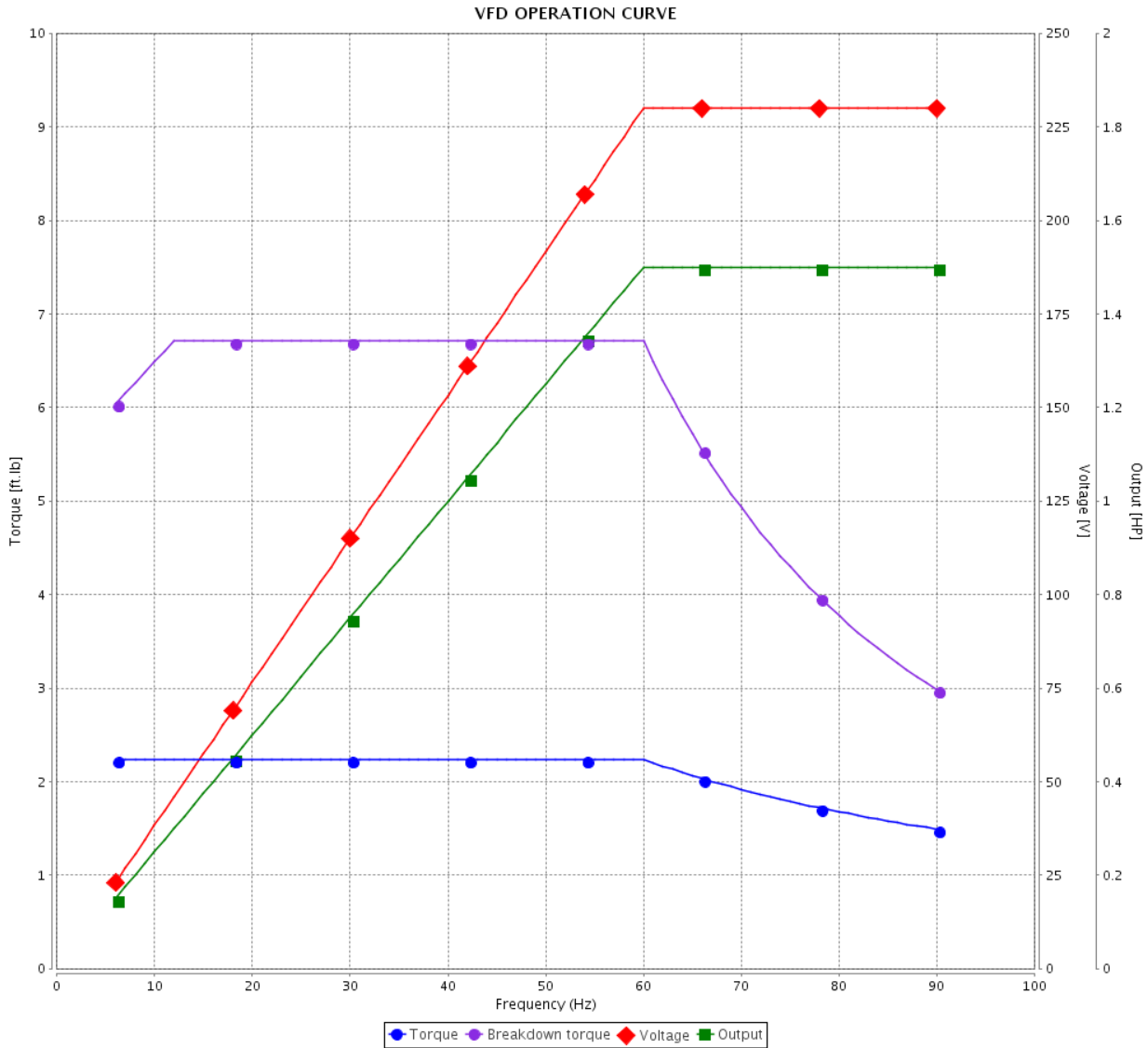


Customer :

Product line : Rolled Steel Jet Pump - J type  
Three-Phase

Product code : 14804535

Catalog # : 00156ET3EJP56J-S



Performance : 230/460 V 60 Hz 2P

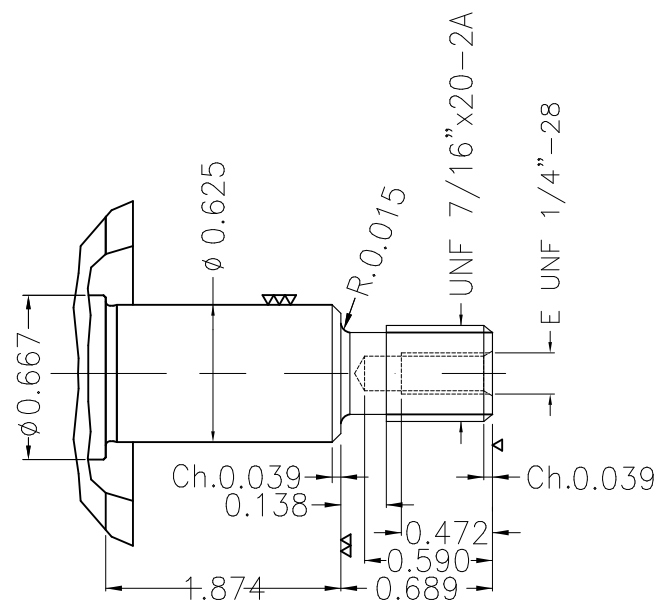
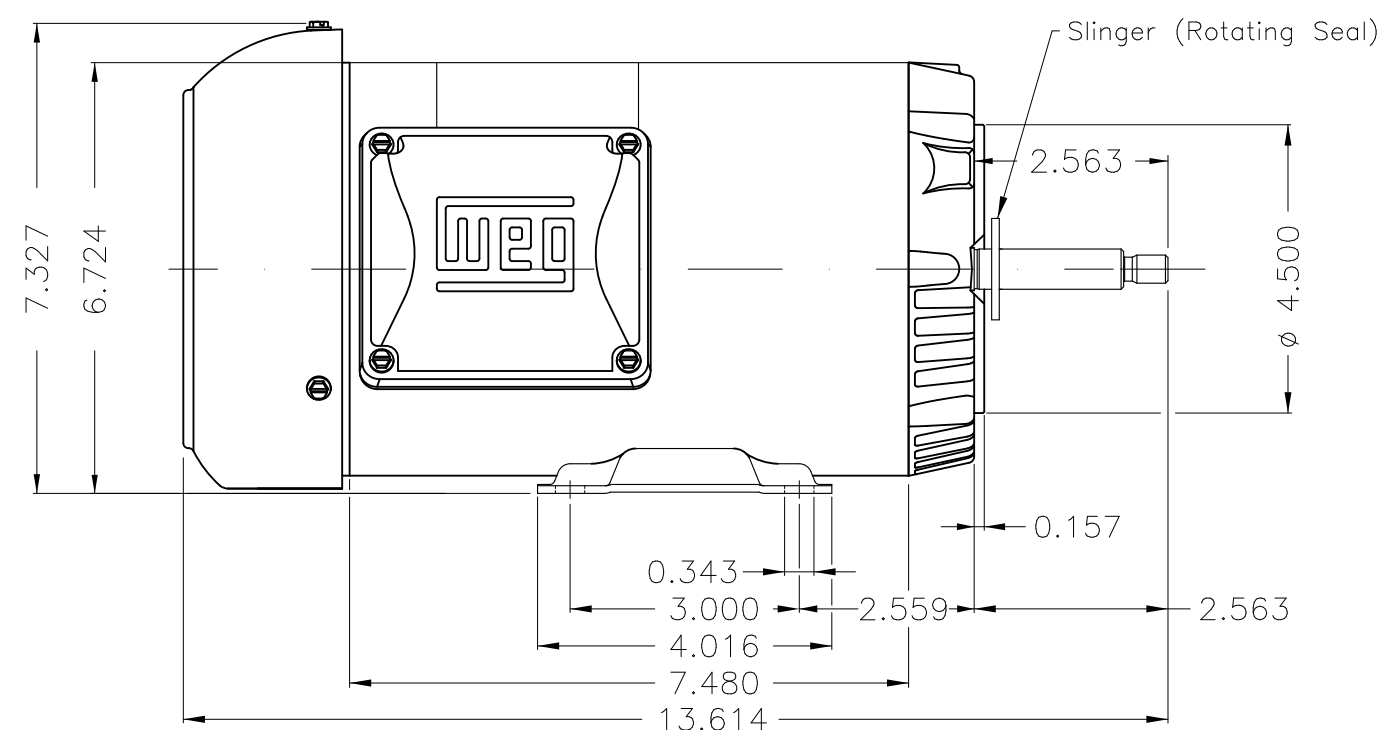
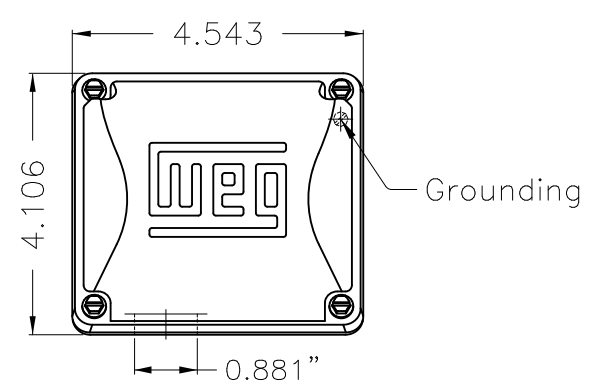
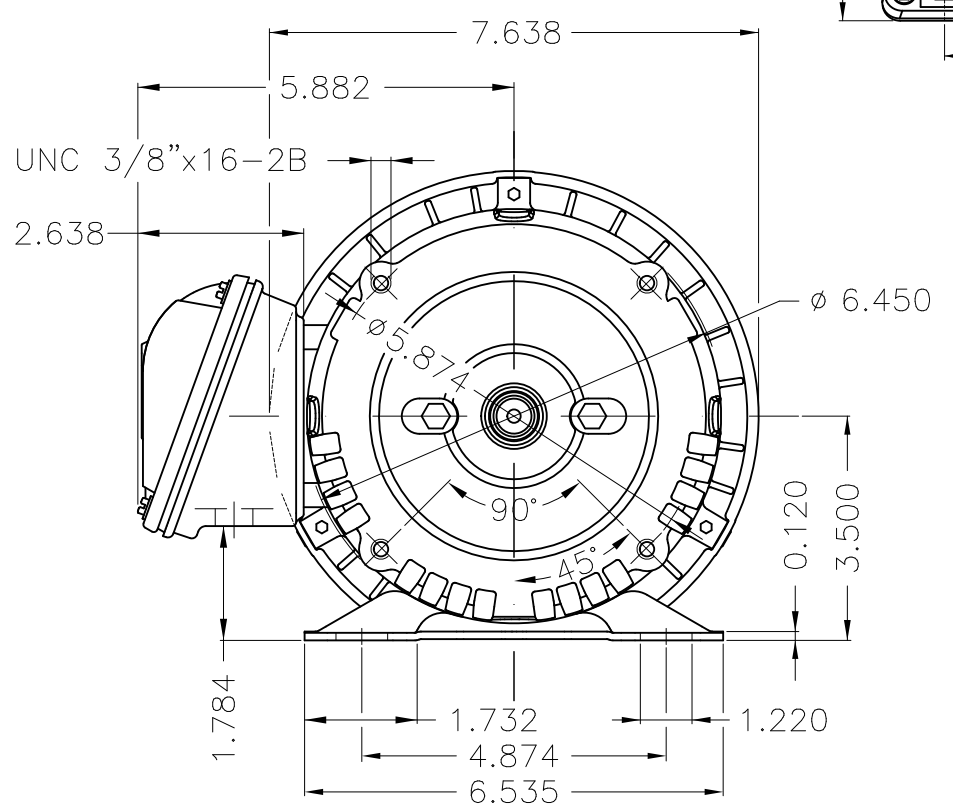
Rated current : 3.74/1.87 A  
 LRC : 9.1  
 Rated torque : 2.24 ft.lb  
 Locked rotor torque : 229 %  
 Breakdown torque : 300 %  
 Rated speed : 3520 rpm

Moment of inertia (J) : 0.1023 sq.ft.lb  
 Duty cycle : Cont.(S1)  
 Insulation class : F  
 Service factor :  
 Temperature rise : 80 K  
 Design : B

Rev.	Changes Summary	Performed	Checked	Date
Performed by			Page	Revision
Checked by				
Date				

Dimensões em polegada  
Dimensions in inches

THIS IS AN UPDATED REVISION, THE  
PREVIOUS ONE MUST BE DISREGARDED.



Fan cover – steel plate  
Color Munsell N 1 matte black  
Painting plan 207N  
Mounting F-1/B34R(D)

ECM	LOC	SUMMARY OF MODIFICATIONS	EXECUTED	CHECKED	RELEASED	DATE	VER
EXECUTED	USERADMIN	THREE PHASE MOTOR CLOSED ROLLED STEEL					
CHECKED		FRAME 56J IP55 TEFC					
RELEASED		JET PUMP   WEG code: 14804535					
REL DT	01.09.2020	WMO Jaragua do Sul	Product Engineering	SHEET	1 / 1		

1.5 HP 02 Poles 60Hz

A



**NEMA**  
**Premium**3PT9  
C US LISTED  
FOR SAFE AREA

Energy Verified

MADE IN MEXICO

**MAT: 14804535 CC029A****W01.TE0IC0X0X****MODEL 00156ET3EJP56J-S**  
**23JUL2020**For 60Hz: Class I, Zone 2, IIC  
Class I, Div.2, Gr. A,B,C,D - T3  
Div 2 Inverter Duty (SF1.00)  
CT 2:1/VT 1000:1

PH 3	FR	56J	HP(KW)	1.5(1.1)	Hz	60
V	230/460		RPM	3520		
A	3.74/1.87		DUTY CONT.			

SFA	4.30/2.15	INS	CL	F	ΔT	80K	AMB	40°C	ENCL	TEFC
PF	0.88	NEMA NOM.EFF. 84.0%								

**ALT 1000 m.a.s.l. USABLE @ 208V 4.14A SF1.00****ALTERNATE RATING: 1.5HP 50Hz 190-220/380-415V SF1.15**  
**4.44-3.90/2.22-2.07A 2895RPM EFF 82.9% (IE3) IEC 60034-1**T1-BLU T2-WHT  
T3-ORG T4-YEL  
T5-BLK T6-GRY  
T7-PNK T8-RED  
T9-RED BRK

For safe area-inverter duty motor For 60Hz use on VPWM 1000:1 VT, 5:1 CT

**DE: 6203-2RS ODE: 6202-2RS MOBIL POLYREX EM**

WARNING: Motor must be grounded in accordance with local and national electrical codes to prevent serious electrical shocks. Disconnect power source before servicing unit.

AVERTISSEMENT: Le moteur doit être mis à la terre conformément aux codes électriques locaux et nationaux afin d'éviter tout choc électrique grave. Déconnectez l'alimentation avant l'entretien de la machine.

